

HEATER AND AIR CONDITIONER SYSTEMS

INDEX..... U- 2

FEATURES

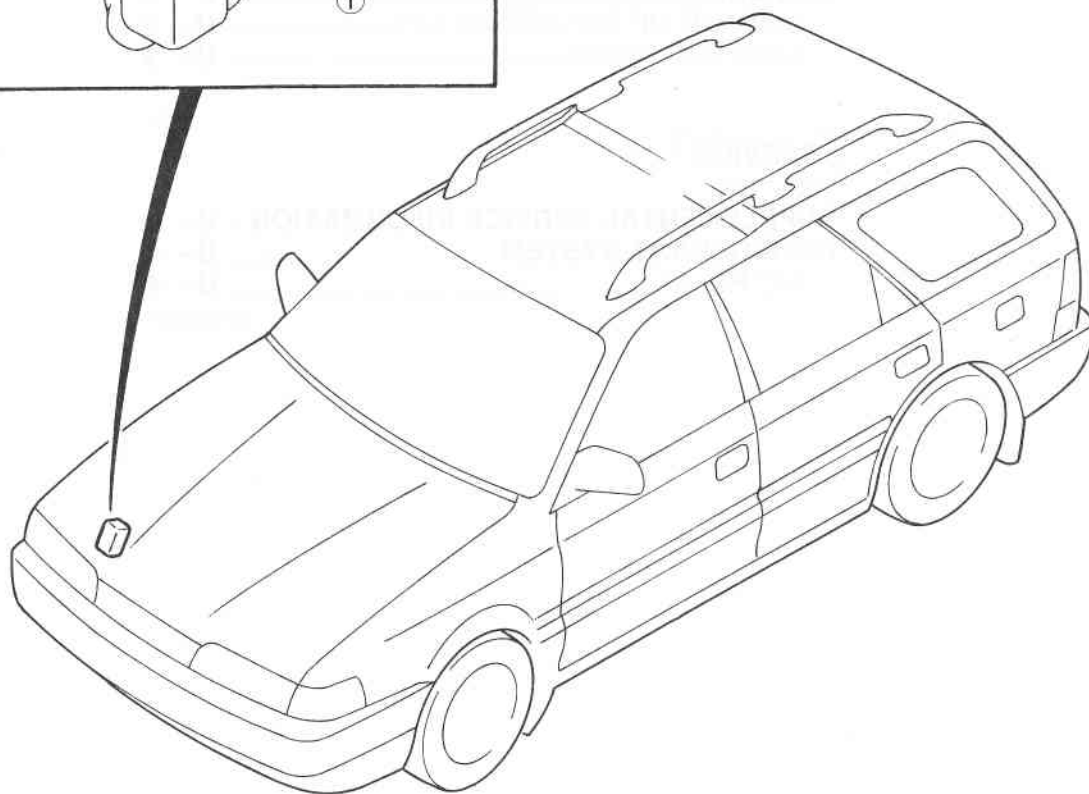
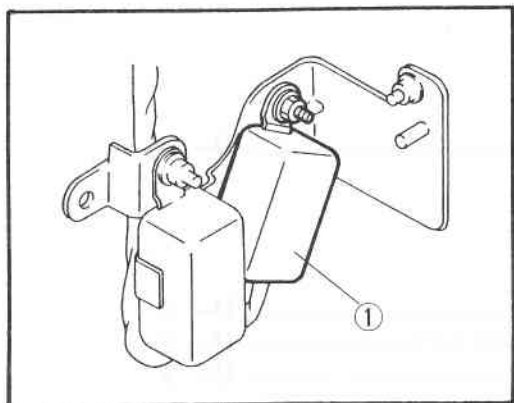
OUTLINE..... U- 3
OUTLINE OF CONSTRUCTION U- 3
CONTROL PANEL..... U- 3

SERVICE

SUPPLEMENTAL SERVICE INFORMATION.. U- 4
REFRIGERANT SYSTEM U- 4
A/C RELAY U- 4

96A0UX-001

INDEX



96A0UX-002

- 1. A/C relay
Inspection..... page U-4

OUTLINE

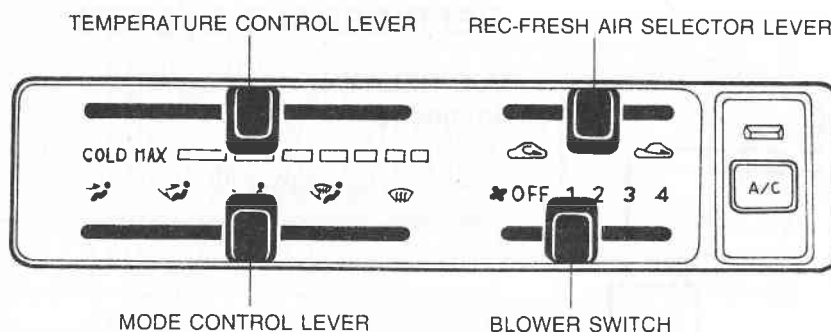
OUTLINE OF CONSTRUCTION

1. The A/C relay is changed.
2. The ECONO switch in the control panel is discontinued. (LHD)

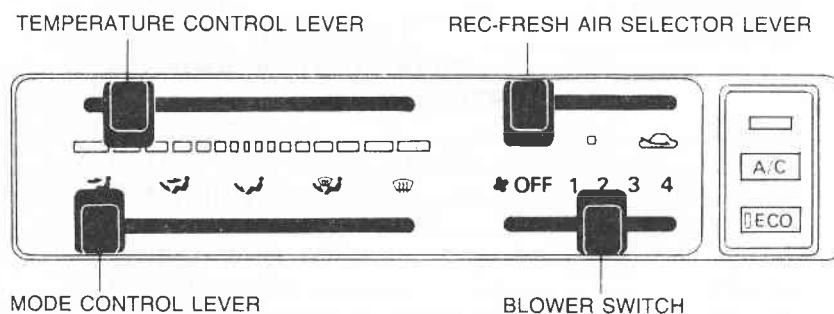
96G0UX-001

CONTROL PANEL

LHD



EXCEPT LHD



96G0UX-002

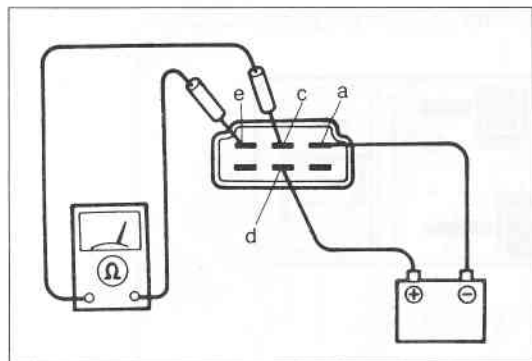
SUPPLEMENTAL SERVICE INFORMATION

The following points shown in this section are changed in comparison with Mazda 626 Station Wagon Workshop Manual Supplement (1182-10-88B).

A/C relay

- Inspection

96G0UX-501



96A0UX-006

REFRIGERANT SYSTEM

A/C RELAY

Inspection

1. Apply 12V to the following terminals, and check continuity of the A/C relay with an ohmmeter.

Order	Terminal condition		Continuity terminal c—e
	a	d	
1	—	—	No
2	Ground	12V	Yes

2. If the continuity is not as specified, replace the A/C relay.